

Baywater Healthcare

Gender Pay Gap Report

5 April 2022

Gender Pay Gap Report

At Baywater Healthcare our vision is to be the healthcare partner of choice, delivering high quality, cost-effective care to patients closer to their home.

We are guided by our values in everything we do and believe in creating a diverse workforce which reflects the service users and communities we serve.



Gender Pay Gap Explained

What is it?

The gender pay gap is a measure of the difference in the average pay of all men and women across an organisation, regardless of the nature of their work.

It is not the same as equal pay which deals with the pay men and women receive for doing the same or similar roles, or work of equal value.

Why are we reporting it?

From April 2018 the law required legal entities with 250 or more employees to publish information every year on their gender pay gap.

At 5 April 2022 Baywater Healthcare had 390 employees.

What do we report on?

Baywater Healthcare needs to publish data that shows:

- The difference in the mean (the average figure in a set of data) and median (the middle number in a list in numerical order) pay of male and female employees.
- The difference in mean and median bonus pay of male and female employees.
- The proportion of male and female employees who were paid a bonus in the previous year.
- The proportion of male and female employees in quarterly pay bands.



Results

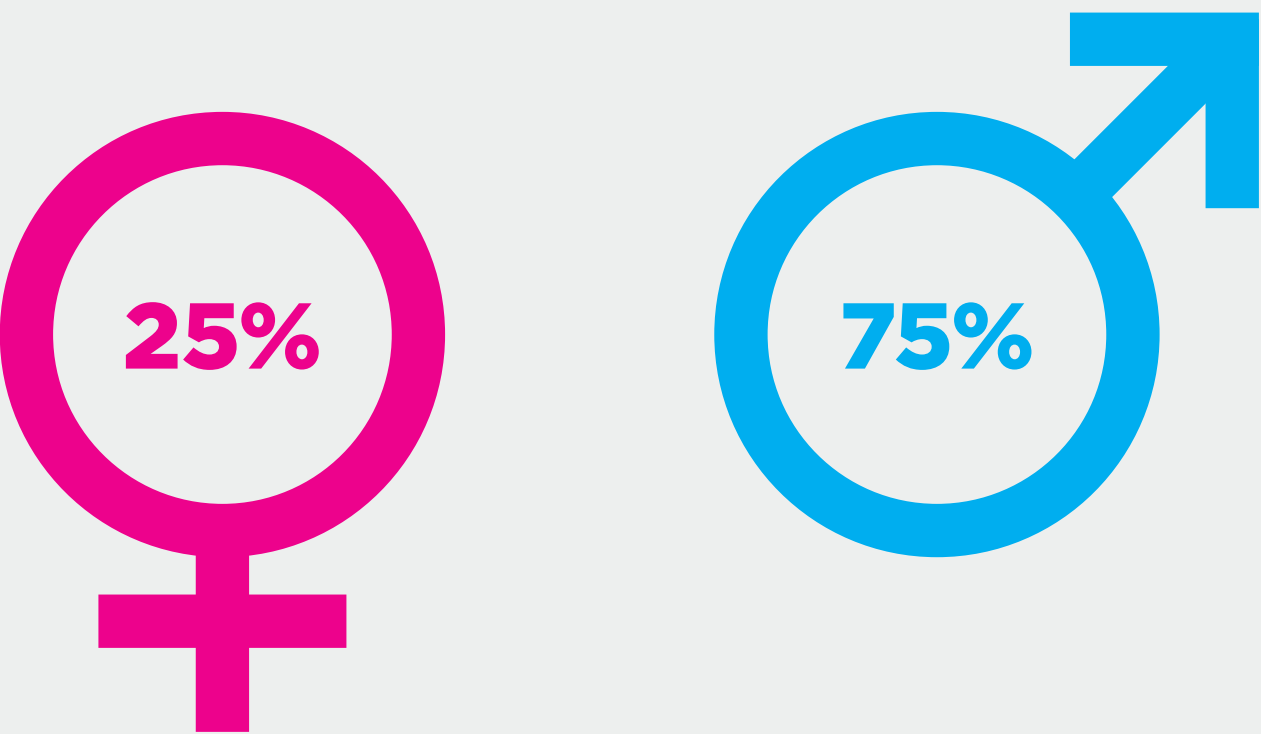
Pay

The mean pay was 6% higher for male employees, while the median pay was 11% higher for male employees.

Baywater Healthcare is confident that the gender pay gap reported is the result of the roles in which men and women work within the company, and their length of service. It is not the result of paying men and women differently for the same work.

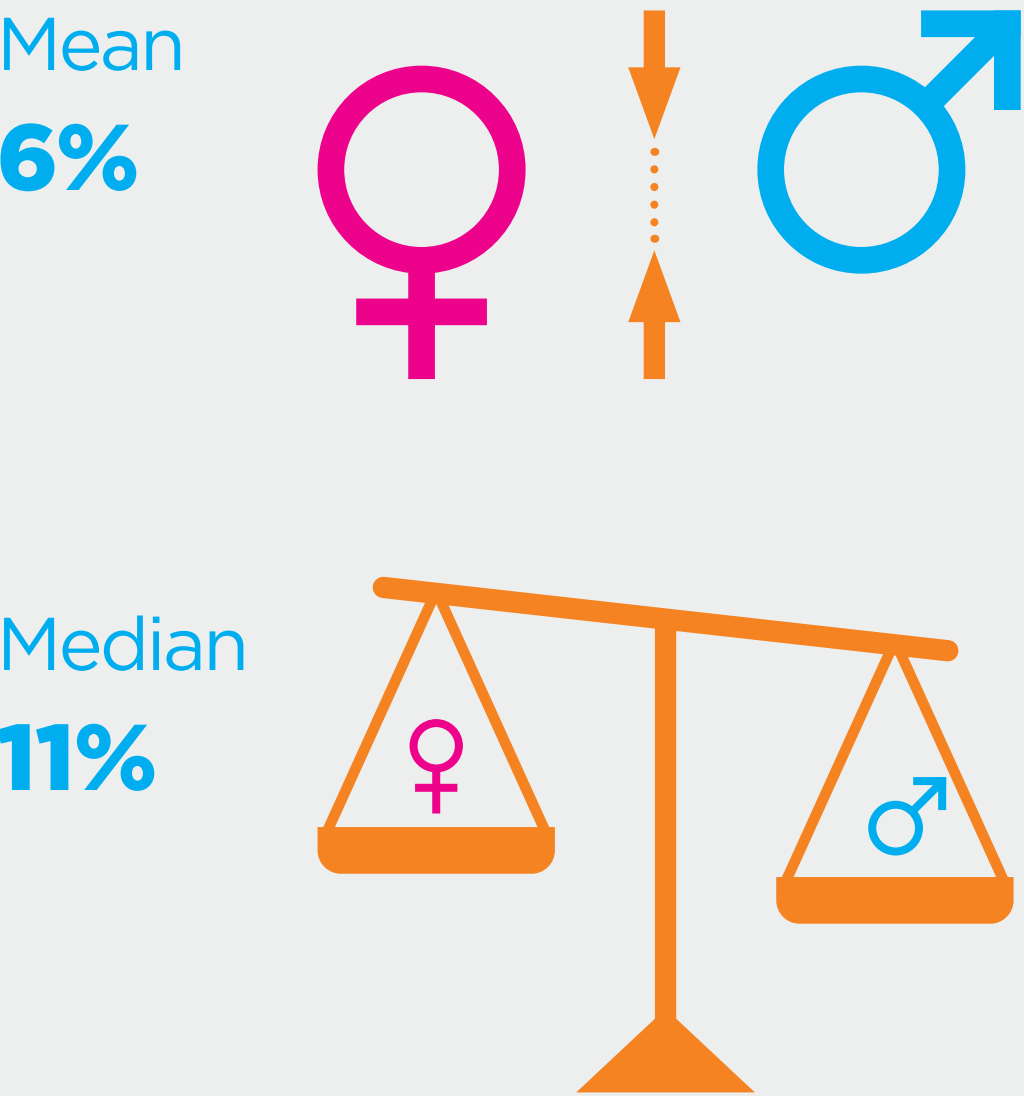
Gender balance of employees

Based on full pay relevant employees at 5 April 2022.



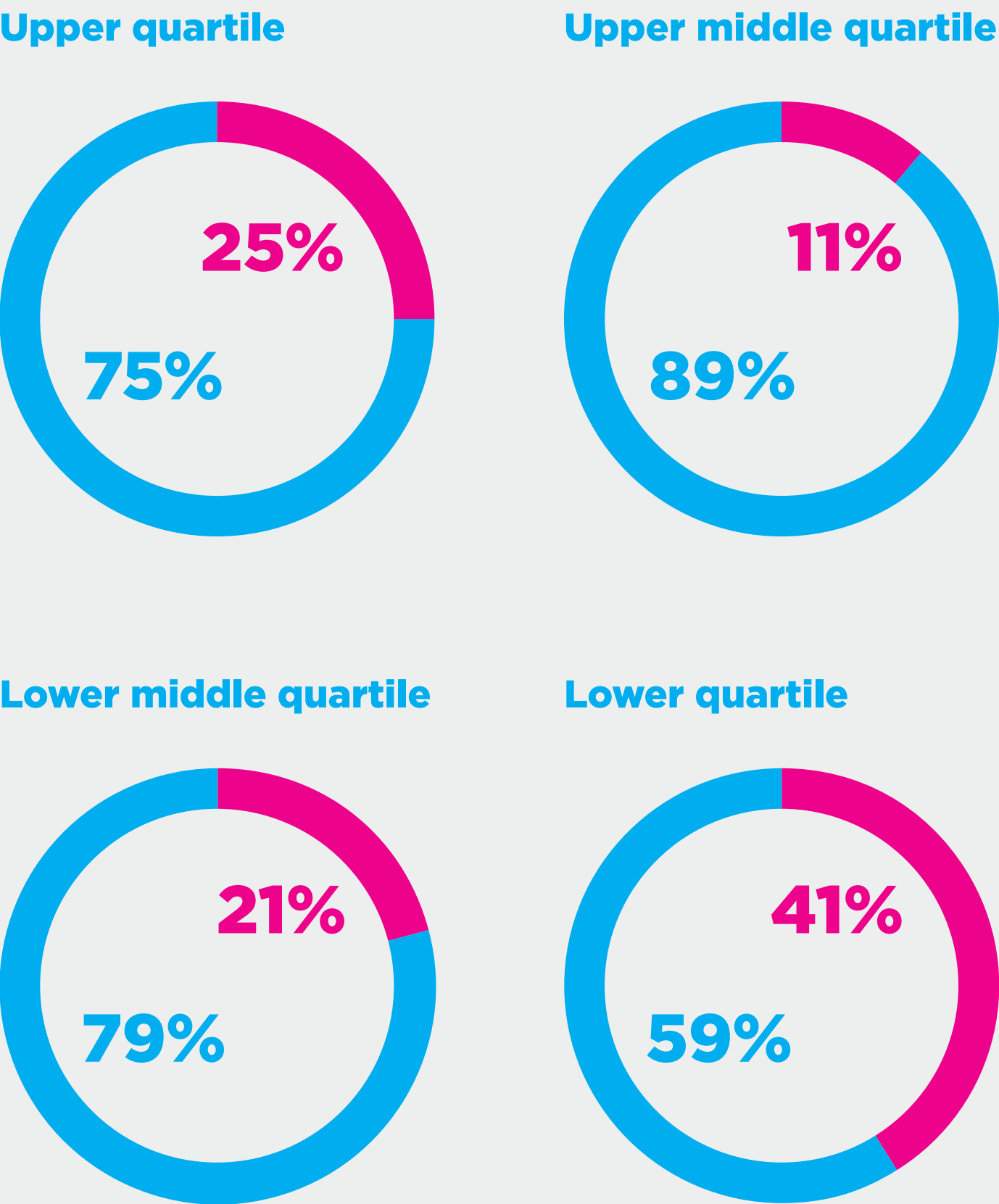
Gender pay gap

Difference in mean and median pay between males and females.



Pay quartiles

The percentage of males and females employed in each quartile of the pay list.



Results

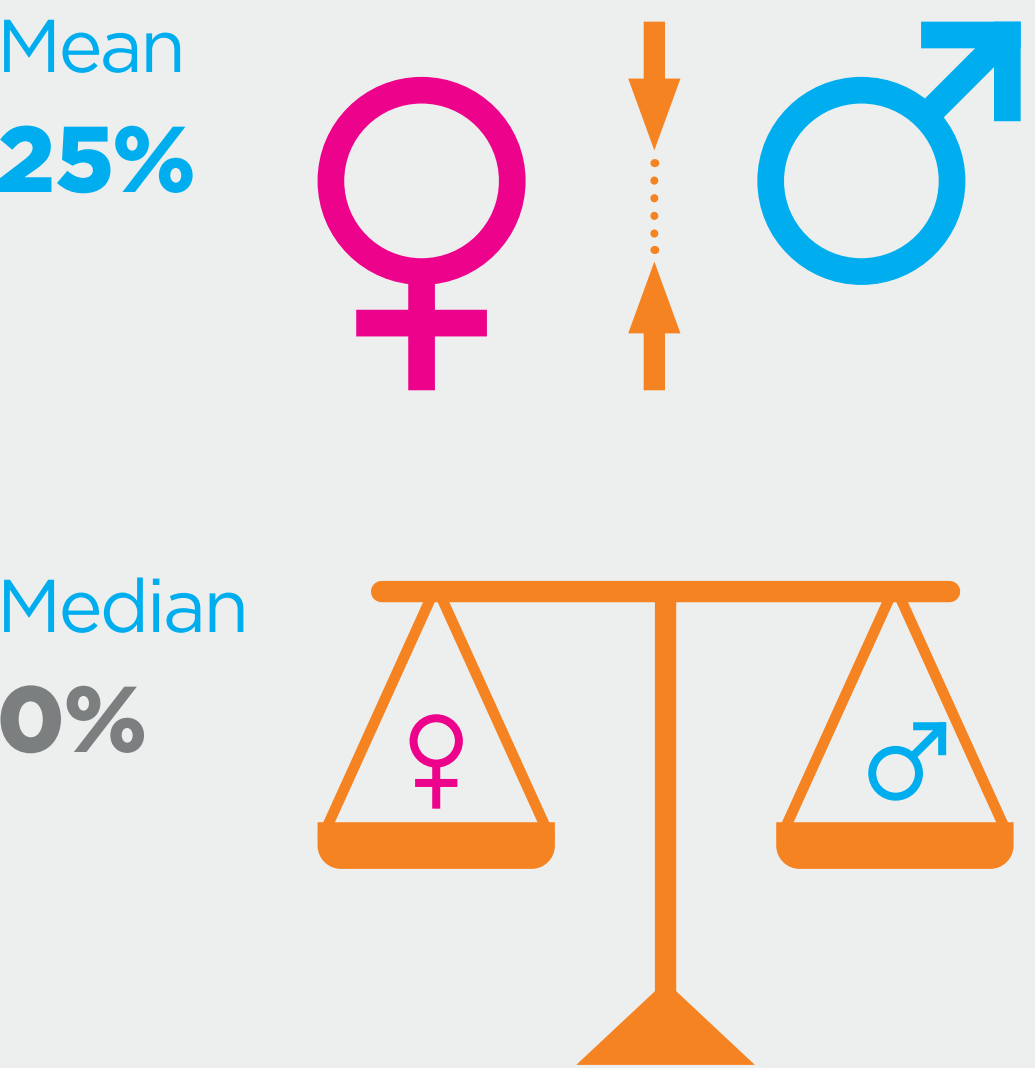
Bonus

The mean bonus pay was higher by 25% for male employees, but the median bonuses paid were the same for both sexes.

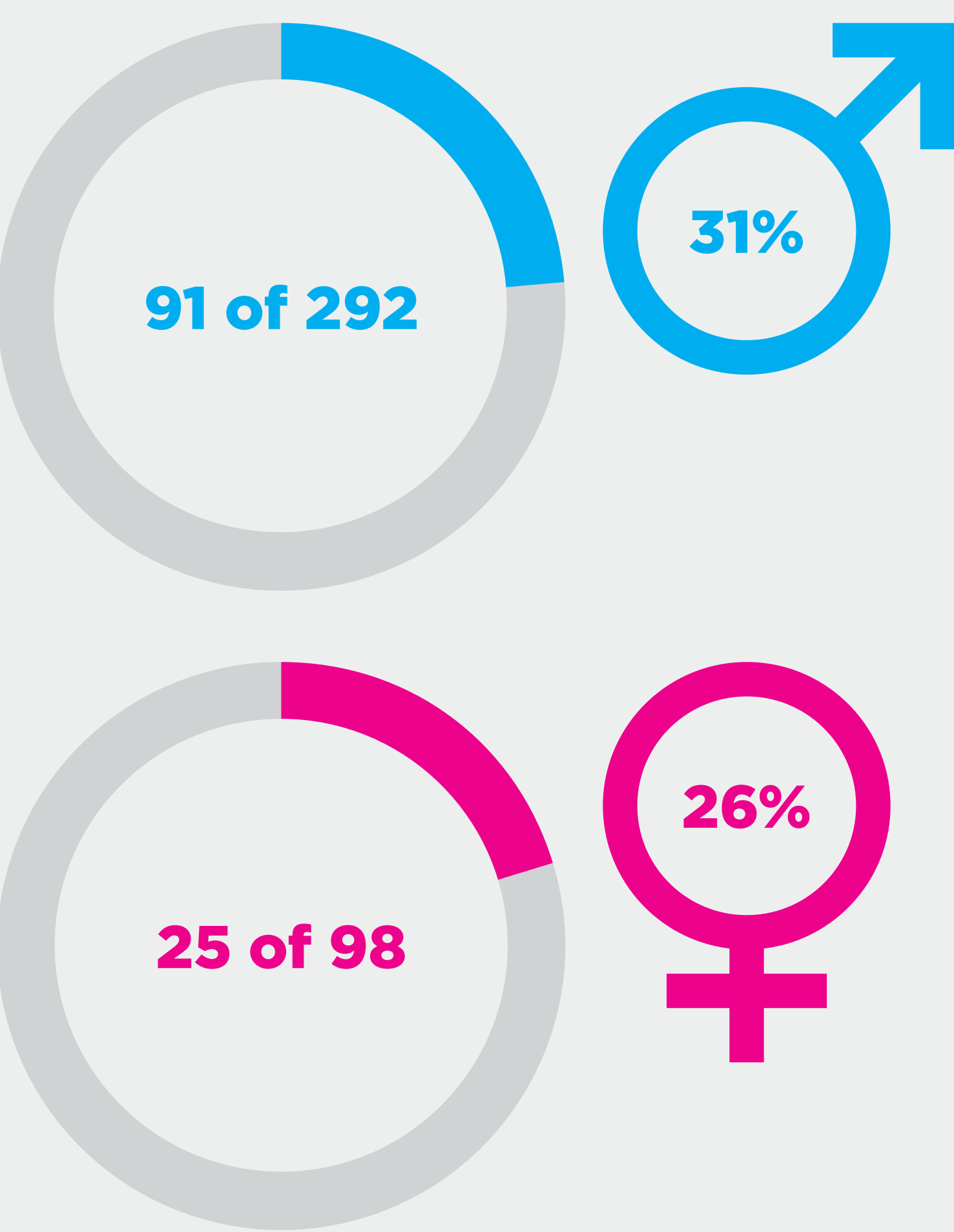
The percentage of male and female employees receiving a bonus was 31% and 26% respectively.

The way we are asked to calculate the bonus gap uses actual bonus paid and does not take into account pro-rated bonuses paid where employees join part way through a bonus period.

Bonus pay difference



Bonus pay proportion



Understanding our Gap

Business change

Baywater Healthcare employs a high number of staff in traditionally male dominated roles. We are committed to attracting women to these roles and believe that recent increased diversification in service offerings will help attract more women to roles.

Bonus levels

Changes to employees entitled to bonus payment will have a significant impact on the bonus gap. This will also fluctuate year on year depending on the level of bonus payments.

Our ambition is to attract, develop and retain talent across the business.



Statutory Disclosures

Mean and median pay gap

Mean	6%
Median	11%

Mean and median bonus gap

Mean	25%
Median	0%

Percentage of males and females receiving a bonus payment


Male	31%
Female	26%

Proportion of employees in each pay quartile (male/female)

Upper quartile	75%/25%
Upper middle quartile	89%/11%
Lower middle quartile	79%/21%
Lower quartile	59%/41%

Declaration

We confirm the information and data reported is accurate as of 5 April 2022



Adam Sullivan
CEO



For more information please contact:

Baywater Healthcare

Wulvern House

Electra Way

Crewe

Cheshire

CW1 6GW

Call: 0800 373580

Fax: 0800 214709

 healthuk@baywater.co.uk

 [@BaywaterHealth](https://twitter.com/BaywaterHealth)

 [Baywater Healthcare](https://www.facebook.com/BaywaterHealthcare)

 [Baywater Healthcare](https://www.linkedin.com/company/BaywaterHealthcare)